

EQUITY MARKET SUMMARY

Market volumes were low today as Cresta lead the pack with a mere 16 295 shares exchanging hands. The hospitality giant netted two thebe(2t) to close the day at a 12 month high of P1.19 a share. BIHL continued its upward momentum gaining 5t by end of trade while Chobe, Primetime and Turnstar all gained a thebe apiece following some good results reported in the last month. Sefalana was the only loser for the day after some very thin trades, saw the company shed a thebe to close at P13.29. All in all the market traded just under sixty thousand shares valued at P 378 000. The positive price movements saw the domestic company index rise to 10 195.77 while the FCI remained unchanged at 1 599.63.

MARKET STATISTICS

	Today	Previous
No. of Shares Trading	50,465	5,390,264
Turnover (BWP)	18,734,524	18,734,524
Turnover* (USD)	1,671,120	1,665,499
No. of stocks trading	4/34	4/34
No. of stocks advancing	0	0
No. of stocks declining	0	0

MAJOR MARKET MOVERS

Counter	Today (t)	Previous (t)	Change (%)	YTD (%)	Value (P)
BIHL	1631	1626	0.05	7.3	18,259
Cresta	119	117	0.02	11.2	19,391
Chobe	706	705	0.01	3.8	4,758
TURNSTAR	317	316	0.01	3.3	34,103
Sefalana	1,329	1,330	-0.01	-3.7	60,004






STOCKS TRADING UNDER CAUTIONARY

LETLOLE
BTCL
IMARA

DIVIDEND ANNOUNCEMENT

Counter	Declared on	Dividend	Gross Div	LDR	Payable
Turnstar	26-Apr-16	Final	11.5thebe	13-May-16	3-Jun-16
Stanchart	18-Dec-16	Final	30.17thebe	3-Jun-16	4-Jul-16
Wilderness	25-May-16	Final	15thebe	17-Jun-16	27-Jun-16
CHOBE	24-May-16	Final	40thebe	10-Jun-16	24-Jun-16

DOMESTIC EXCHANGE RATES

	Today	Previous	Change (%)	YTD (%)
USD/BWP 	0.0892	0.0889	0.34	0.22
ZAR/BWP 	1.3989	1.4042	(0.38)	1.15
EURO/BWP 	0.0801	0.0799	0.25	(1.60)
GBP/BWP 	0.0615	0.0606	1.49	2.50
Yen/BWP 	9.8	9.89	(0.91)	(8.58)

Source: Bank of Botswana

Comment

The rand opened the market on a strong foot today, following a recovery of metal prices, and a softer dollar. Fears of a credit downgrade still loom over the currency with the market trading cautiously, ahead of the June verdict. The Yen performed well against major trading currencies following the prime minister's assurance that the planned sales tax won't be effected this month. The Pula lost to the Rand and Yen and gained against most trading currencies.

METAL PRICES

	Today	Previous	Change (%)
Gold (US\$/oz)	1,216.25	1,210.45	0.48
Silver (US\$/oz)	16.03	16.02	0.06
Platinum (US\$/oz)	979.09	972.50	0.68
Copper (US\$/t)	4,700.00	4,715.25	(0.32)
Nickel (US\$/t)	8,465.00	8,400.00	0.77
Crude Oil (US\$/bl)	49.69	49.54	0.30

Source: The Bullion Desk; LME; Bloomberg

Comment

Precious metals edged up a notch today following mixed US and Chinese data. The slightly softer dollar and lowered sentiment over a Fed rate hike this month aided the recovery. Base metals have been trading lightly with a small upward bias. Oil prices are still hovering around the \$50 per barrel mark as the market believes that OPEC will leave supply uninterrupted. Sentiments from industry expects is for oil to trade within the \$50 to \$60 range for the second half of the year.

MACRO INDICATORS

	Latest	Previous	Dec 15
BW CPI (y/y)	2.8%(Apr)	3%(Mar)	3.1
SA CPI (y/y)	6.2% (Apr)	6.3%(Mar)	5.2
Bank Rate (%)	6.0	6.5	7.5
Prime Rate (%)	7.5	8.0	9.0
14-day BoBC (%)	0.86	0.92	3.06
91-day BoBc (%)	1.14	1.25	3.58

Wednesday, 1st June 2016

Botswana Stock Exchange Trading Statistics

Research: Garry- Tel:+267 318 8627 / 318 8622 Fax: +267 318 8629

COUNTER	Buy (t)	Sell (t)	Latest (t)	Daily Volume	Daily Move (t)	Move (%)	52 Week Trailing P/E	Net Div (thebe)	Div Yield (%)	31 Dec 15 (thebe)	YTD (%)	12 Mnth High	12 Mnth Low	Mkt Cap. (BWP)
Domestic														
BARCLAYS	458	0	463	476	0	0.0	15.1	17.9	3.9	450	2.9	463	402	3,945,506,597
BIHL	1,631	1,642	1,631	1,120	5	0.3	7.5	112.9	6.9	1,520	7.3	1,631	1,151	4,584,262,334
BTCL (CA)	110	115	114	-	(0)	(0.0)	6.2	0.0	0.0	100	14.0	135	100	1,197,000,000
CHOBE	706	742	706	674	1	0.1	12.3	40.0	5.7	680	3.8	706	427	631,443,873
CHOPPIES	383	409	409	-	0	0.0	24.6	4.2	1.0	440	(7.0)	550	385	5,282,759,915
CRESTA	117	120	119	16,295	2	1.7	7.4	5.6	4.7	107	11.2	119	89	219,715,583
ENGEN	800	808	800	-	0	0.0	11.6	49.0	6.1	851	(6.0)	950	800	1,277,777,760
FNBB	346	349	349	-	0	0.0	16.5	14.8	4.2	382	(8.6)	397	353	8,947,313,000
FPC	255	-	259	-	0	0.0	0.0	0.0	0.0	259	0.0	259	259	984,200,000
FURNMART	-	-	104	-	0	0.0	11.2	2.7	2.6	109	(4.6)	231	104	630,703,923
G4S	359	365	365	-	0	0.0	9.9	20.1	5.5	362	0.8	365	337	292,000,000
LETLOLE (CA)	215	218	215	-	0	0.0	8.5	12.3	5.7	218	(1.4)	228	214	602,000,000
LETSHEGO	265	269	266	13,227	0	0.0	7.6	15.7	5.9	290	(8.3)	351	234	5,818,873,528
NAP	279	280	279	-	0	0.0	8.5	18.0	6.4	265	5.3	279	215	1,686,267,976
OLYMPIA CAPITAL (S)	-	-	20	-	0	0.0	2.0	0.0	0.0	20	0.0	-	-	5,720,000
PRIMETIME	300	301	300	1,000	1	0.3	8.0	15.0	5.0	290	3.4	300	260	539,670,600
RDCP	255	258	255	-	0	0.0	8.2	11.0	4.3	250	2.0	255	202	886,245,416
SECHABA	2,850	2,890	2,850	-	0	0.0	19.9	109.0	3.8	2,950	(3.4)	3,000	2,810	3,790,923,938
SEFALANA	1,317	1,330	1,329	4,515	(1)	(0.1)	20.3	27.8	2.1	1,380	(3.7)	1,380	922	2,961,918,192
STANCHART	822	850	875	-	0	0.0	55.1	52.4	6.0	1,120	(21.9)	1,271	875	2,610,567,846
TURNSTAR	317	318	317	10,758	1	0.3	12.0	16.7	5.3	307	3.3	316	205	1,813,726,922
WIL	480	500	480	-	0	0.0	15.7	9.3	1.9	490	(2.0)	491	310	1,113,035,765
AFINITAS	9,300	-	93	0	0	0.0	0.0	0.0	0.0	98	(5.1)	100	85	213,946,250
IMARA (CA)	23,400	26,300	260	0	0	0.0	9.7	4.6	1.8	269	(3.3)	300	210	155,751,183
Totals & weighted averages				48,065			16.3		4.3					50,191,330,599
Foreign														
ANGLO	10,188	11,097	21,800	0	0	0.0	6.0	0.0	0.0	21,800	0.0	21,800	21,800	306,391,989,120
BLUE (S)	-	-	40	0	0	0.0	0.0	0.0	0.0	40	0.0	-	-	3,065,151,966
GALANE GOLD	-	-	735	0	0	0.0	0.0	0.0	0.0	735	0.0	735	735	354,976,556
INVESTEC	7,563	8,497	5,315	0	0	0.0	3.5	132.9	2.3	5,315	0.0	5,315	5,315	15,485,980,974
A-CAP RESOURCES*	-	-	27	0	0	0.0	0.0	0.0	0.0	27	0.0	55	27	195,773,182
AFR	-	-	58	0	0	0.0	0.0	0.0	0.0	58	0.0	58	58	359,601,025
BOD	25	-	19	0	0	0.0	0.0	0.0	0.0	13	46.2	40	12	32,087,631
LUC	3,066	3,383	3,383	0	0	0.0	13.9	14.9	0.4	1,833	84.6	3,250	1,132	12,843,539,642
MAGNUM	2	4	4	0	0	0.0	0.0	0.0	0.0	4	0.0	7	4	34,015,028
SHUMBA	117	-	117	2,400	0	0.0	0.0	0.0	0.0	130	(10.0)	140	109	269,888,300
				2,400					0.1					338,729,100,096
ALL COMPANIES TOTALS & WEIGHTED AVERAGES				50,465			10.9		0.8					388,920,430,695
EXCHANGE TRADED FUNDS														
BETTABETA	-	-	3,775	0	0	0.0		103	2.7	3,770	0.1	4,530	3,375	
NEWFUNDS	-	-		0	0							-	-	
NEWGOLD	13,240	13,340	12,800	0	0	0.0				11,510	11.2	12,830	10,450	
NEWPLAT	11,340	11,480	10,800	700	0	0.0				9,700	11.3	11,700	8,980	
BSE INDICES														
	31-May-16	30-May-16	Daily (%)	YTD (%)	Disclaimer: The views expressed in this research note reflect the views of Motswedi Securities (Proprietary) Limited based on the information available at its disposal at the time of writing and may change without notice, and is provided for information purposes only. While Motswedi Securities (Proprietary) Limited has taken all reasonable steps in carefully preparing the document, it does not take any responsibility for any action that may be taken on the basis of the information contained herein. Each recipient of it is advised to undertake its own analysis and evaluation of the terms and contents hereof, and obtain independent advice as appropriate, before acting in any way upon the information contained herein. Accordingly, this document is not intended, and no part of this document should be read, as constituting, in any way, an offer or other solicitation for the purpose of the purchase or sale of any of the securities referred to herein.									
DCI	10,191.48	10,191.48	0.00	(3.88)										
FCI	1,599.63	1,599.63	0.00	1.73										
*S=Venture Capital S= Suspended CA=Trading Under Cautionary														